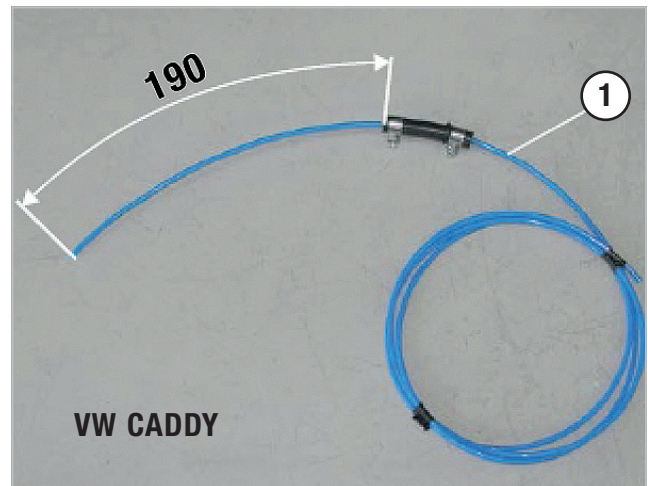



29.2180.01.0424

## VW AMAROK / VW CADDY FUEL PICK-UP FITTING INSTRUCTIONS



1. Warm the fuel tube 4 x 1mm  $\emptyset$  on a length of approx. 250mm with a hot-air heat gun to straighten pipe to manufacture.  
Slide the 7.5/3.5mm  $\emptyset$  rubber adaptor on the 4 x 1mm  $\emptyset$  fuel tube, and place according to the dimensions in the image, and using the clamp 11mm  $\emptyset$  attach at the 3.5mm  $\emptyset$  end.  
Cut the end of the fuel pipe at 45° bevel.




2. Remove the blanking nipple from the end of the spare fuel spigot on the sender unit.
3. There is no need to remove the sender unit from the fuel tank.

29.2180.01.0424

## VW AMAROK / VW CADDY FUEL PICK-UP FITTING INSTRUCTIONS



4. Pass the straightened 230mm, 4 x 1mm Ø fuel tube through the hole into the fuel tank until the 7.5/3.5mm Ø rubber adaptor is over the spigot .



5. Clamp with the 11mm Ø clip.



6. Route the remaining 4 x 1mm Ø fuel tube to the FM pump mounted at 15-35° angle in the normal manner.

**ATTENTION!**

When cutting off blanking nipple, ensure no dirt enters the tank or pipe.

PART NUMBER	DESCRIPTION	QTY
22.1000.20.3000	Adaptor Fuel 7.5mm to 3.5mm	1
10.2063.01.2098	Clip – 12mm Hose Fuel	1
10.2063.01.1098	Clip – 11mm Fuel 46011	1
29.2100.17.1129	Fuel Line 2mm ID, 4mm OD Blue 2 Metre	1
29.2100.17.1004	Clip – 9mm Pt 46009 A	2
360.75.300	Hose Fuel – 3.5 x 3mm	0.05 m
29.2100.01.8679	Conduit Nylon NC06 H'Flex A	2
29.2100.20.1061	Inst. Fuel Kit Amarok / Caddy P/N 0424 A	1